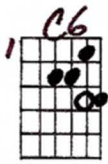


# MOONGLOW

"Comping" on Top 4 Strings, Key of G

Play these sounds with a jazz swing feel to them and in a "comping" manner (rhythmic punctuation). Remember to use lots of 1/2 step embellishment and some occasional slides. (actually, the principal of syncopation or "borrowed time" will be used liberally.) ....Ask for demonstration if at all in doubt. Also, later try melodic decoration for added interest and enjoyment. All chords take up 2 beats (roughly) unless otherwise indicated.

Key of G



BASIC CHANGES

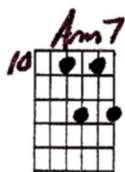
1. It must have been moon - glow,

Chords: C, Cm



way up in the blue,

Chords: G, A7



5

it must have been moon - glow,

Chords: Am7, D7



7

that led me straight to you. \_\_\_\_\_

Chords: G, G07, Am7, G07, G

"Moonglow" - Ted Greene Comping, key of G, 1977-02-22 (p.2)

5 **C6** 1 **C6** 4 **Cmb** 1 **Cmb**

9 C Cm

2. I still hear you say - - ing

Detailed description: This system contains the first four measures of the guitar accompaniment. The first measure has a C6 chord (5th fret, 5-5-5-5-0-2). The second measure has a C6 chord (1st fret, 2-2-3-3-0-2). The third measure has a Cm6 chord (4th fret, 4-4-4-4-0-2). The fourth measure has a Cm6 chord (1st fret, 2-2-3-3-0-2). The bass line starts at measure 9 with a C chord and a 4-measure rest, then plays a quarter note G, a quarter note A, a quarter note B, and a half note C. The second system starts at measure 11 with a G chord and a 4-measure rest, then plays a quarter note G, a quarter note A, a quarter note B, and a half note C.

5 **G6** 2 **G6** 8 **A9** 5 **A7/6**

11 G A7

"dear one, hold me fast,"

Detailed description: This system contains measures 11-14. Measure 11 has a G6 chord (5th fret, 5-5-5-5-2-3). Measure 12 has a G6 chord (2nd fret, 2-2-3-3-0-2). Measure 13 has an A9 chord (8th fret, 8-8-8-8-2-3). Measure 14 has an A7/6 chord (5th fret, 5-5-5-5-2-3). The bass line starts at measure 11 with a G chord and a 4-measure rest, then plays a quarter note G, a quarter note A, a quarter note B, and a half note C.

7 **Am7/11** 5 **Am9** 10 **D7sus/17** 10 **D7/6**

13 Am7 D7

and I start in pray - ing,

Detailed description: This system contains measures 13-16. Measure 13 has an Am7/11 chord (7th fret, 7-7-7-7-2-3). Measure 14 has an Am9 chord (5th fret, 5-5-5-5-2-3). Measure 15 has a D7sus/17 chord (10th fret, 10-10-10-10-2-3). Measure 16 has a D7/6 chord (10th fret, 10-10-10-10-2-3). The bass line starts at measure 13 with an Am7 chord and a 4-measure rest, then plays a quarter note G, a quarter note A, a quarter note B, and a half note C.

8 **G6** 8 **G°7** 7 **Cmb** 5 **G**

15 G G°7 Am7 G°7 G

"O Lord, please let this last." \_\_\_\_\_

Detailed description: This system contains measures 15-18. Measure 15 has a G6 chord (8th fret, 8-8-8-8-2-3). Measure 16 has a G°7 chord (8th fret, 8-8-8-8-2-3). Measure 17 has a Cm6 chord (7th fret, 7-7-7-7-0-2). Measure 18 has a G chord (5th fret, 5-5-5-5-0-2). The bass line starts at measure 15 with a G chord and a 4-measure rest, then plays a quarter note G, a quarter note A, a quarter note B, and a half note C.

"Moonglow" - Ted Greene Comping, key of G, 1977-02-22 (p. 3)

Handwritten guitar chord diagrams for measures 17-22:

- Measure 17: G9 (9th fret)
- Measure 18: G9 (6th fret)
- Measure 19: Ab7/6 (4th fret)
- Measure 20: G13 (3rd fret)
- Measure 21: Dm7 (1st fret)
- Measure 22: G9 (1st fret)

Musical notation for measures 17-22. Treble clef with a key signature of one sharp (F#). Bass clef with a key signature of one sharp (F#). Measure 17 starts with a guitar chord G7. The melody line has a long note in measure 17 and a half note in measure 18. The lyrics are: "We seemed to float right thru the".

Handwritten guitar chord diagrams for measures 23-28:

- Measure 23: E9 (9th fret)
- Measure 24: E9 (9th fret)
- Measure 25: F9 (7th fret)
- Measure 26: E13 (6th fret)
- Measure 27: Bm7 (7th fret)
- Measure 28: E7b9+ (6th fret)

Musical notation for measures 23-28. Treble clef with a key signature of one sharp (F#). Bass clef with a key signature of one sharp (F#). Measure 23 starts with a guitar chord E7. The melody line has a long note in measure 23 and a half note in measure 24. The lyrics are: "air,".

Handwritten guitar chord diagrams for measures 29-34:

- Measure 29: A7/6 (5th fret)
- Measure 30: Em7 (5th fret)
- Measure 31: Fb13 (3rd fret)
- Measure 32: A13 (2nd fret)
- Measure 33: A7/6 (5th fret)
- Measure 34: Bbm7 (6th fret)

Musical notation for measures 29-34. Treble clef with a key signature of one sharp (F#). Bass clef with a key signature of one sharp (F#). Measure 29 starts with a guitar chord A7. The melody line has a half note in measure 29, a long note in measure 30, and a half note in measure 31. The lyrics are: "heavenly songs seemed to come from".

Handwritten guitar chord diagrams for measures 35-40:

- Measure 35: Am9 (5th fret)
- Measure 36: Eb9 (5th fret)
- Measure 37: D9 (4th fret)
- Measure 38: Am9 (4th fret)
- Measure 39: Db9 (3rd fret)

Musical notation for measures 35-40. Treble clef with a key signature of one sharp (F#). Bass clef with a key signature of one sharp (F#). Measure 35 starts with a guitar chord D7. The melody line has a half note in measure 35, a half note in measure 36, a half note in measure 37, and a half note in measure 38. The lyrics are: "ev - - - - - 'ry - - - - - where.".

"Moonglow" - Ted Greene Comping, key of G, 1977-02-22 (p.4)



25

3. And now when there's moon - - glow,



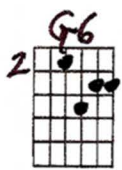
27

way up in the blue,



29

I al - ways re - mem - ber,



31

that moon - glow gave me you.



# MOONGLOW

"Comping" on Top 4 Strings, Key of Eb

Key of Eb



BASIC CHANGES

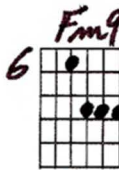
Musical notation for the first line of the song, showing guitar chords and a vocal line. The chords are Ab, Abm, and Abm. The vocal line starts with "1. It must have been moon - glow,".

1. It must have been moon - glow,



Musical notation for the second line of the song, showing guitar chords and a vocal line. The chords are Eb, F7, and F7. The vocal line continues with "way up in the blue,".

way up in the blue,



Musical notation for the third line of the song, showing guitar chords and a vocal line. The chords are Fm7 and Bb7. The vocal line continues with "it must have been moon - glow,".

it must have been moon - glow,



Musical notation for the fourth line of the song, showing guitar chords and a vocal line. The chords are Eb, Eb07, Fm7, Eb07, and Eb. The vocal line continues with "that led me straight to you...".

that led me straight to you...

"Moonglow" - Ted Greene Comping, key of Eb, 1977-02-22 (p.2)

6 **Ab7**      9 **Ab6**      6 **Abmb**      9 **Abmb**

9 **Ab**      **Abm**

2. I still hear you say - - ing

5 **Eb6/9**      8 **Eb/9**      4 **F9**      7 **F13**

11 **Eb**      **F7**

"dear one, hold me fast,"

3 **Fm7**      6 **Fm7**      3 **Bb13**      3 **Bb7b9**

13 **Fm**      **Bb7**

and I start in pray - ing,

3 **Eb**      3 **Fm7**      4 **Eb07**      4 **Eb6**

15 **Eb**      **Eb07**      **Fm7**      **Eb07**      **Eb**

"O Lord, please let this last." \_\_\_\_\_

"Moonglow" - Ted Greene Comping, key of Eb, 1977-02-22 (p.3)

8 **Eb9**      8 **(Cm9) Eb13sus**      8 **Eb13**      8 **Eb9**      7 **D9**      6 **Db13**

17 **Eb7**      **D7**      **Db7**

We \_\_\_\_\_ seemed to float right thru the

5 **C9**      5 **C13**      6 **Db13**      3 **Db9**      2 **C13**      5 **C9**

— EITHER —

19 **C7**      **Gm7**      **C7**

air, \_\_\_\_\_

1 **F9** → OR **F9**      1 **F7/b6**      4 **Cm7**      8 **Cm9**      7 **F9**      6 **F7**

21 **F7**      **Cm7**      **F7**

hea - ven - ly songs \_\_\_\_\_ seemed to come from

6 **Fm7**      4 **Cb13**      4 **Fm7/11**      3 **Bb13b9**

23 **Bb7**      **Cb7**      **Bb7**      **A7**

ev - - - 'ry - - - where.

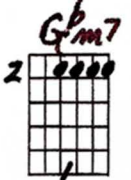
"Moonglow" - Ted Greene Comping, key of Eb, 1977-02-22 (p.4)



25

Ab Abm

3. And now when there's moon - - glow,



27

Eb F7

way up in the blue,



29

Fm7 Bb7

I al - ways re - mem - ber,



31

Eb Eb07 Fm7 Eb07 Eb

that moon - glow gave me you.



2-22-77  
@T.Hess

# MOONGLOW: "COMPING" ON TOP 4 STRINGS

Play these sounds with a jazzy swing feel to them and in a "comping" manner (RHYTHMIC PUNCTUATION)..... ask for demonstration if at all in doubt. Also, later try melodic decoration for added interest + enjoyment.

ALL CHORDS TAKE UP 2 BEATS (ROUGHLY) UNLESS OTHERWISE INDICATED (actually the principal of syncopation or "borrowed time" will be used liberally). Remember to use lots of 1/2 step embellishment and some occasional slides.

Key of G

Handwritten guitar chord diagrams for the key of G. Each diagram shows a guitar fretboard with dots indicating finger positions. Chord names and numbers are written above each diagram.

Row 1: C6 (1, 5), C6 (5), Cm6 (1, 4), Cm6 (4), G6 (2, 5), G6 (5), A7/6 (5), A9 (8), Am7 (7), Am7 (10), D7/6 (10), D7b9 (13)

Row 2: G/9 (12), A9 (11), Ab9 (10), G9 (9), C6 (5), C6 (1), Cm6 (4), Cm6 (1), G6 (5), G6 (2), A9 (8), A7/6 (5)

Row 3: Am7/11 (7), Am9 (5), D7sus/17 (10), D7/6 (10), G6 (8), G9 (8), Cm6 (7), G (5), G9 (9), G9 (6), Ab7/6 (4), G13 (3)

Row 4: Dm7 (1), G9 (1), E9 (9), E9 (9), F9 (7), E13 (6), Dm7 (7), E7b9+ (6), A7/6 (5), Em7 (5), Bb13 (3), A13 (2)

Row 5: A7/6 (5), Bbm7 (6), Am9 (5), Eb9 (5), D9 (4), Abm9 (4), Db9 (3), C6/9 (2), C7 (5), Cm6 (7), Cm6 (10), G6 (12)

Row 6: G6 (14), A9 (14), A13 (11), Am7/11 (8), Am9 (5), D13 (4), D13b9 (4), G6 (2), A9 (2), Ab9 (1), G/9 (1)

Key of Eb

Handwritten guitar chord diagrams for the key of Eb. Each diagram shows a guitar fretboard with dots indicating finger positions. Chord names and numbers are written above each diagram.

Row 1: Ab6 (9), Ab7 (6), Abm6 (9), Abm6 (6), Eb/9 (8), Eb6/9 (5), Gb9 (8), F13 (7), F9 (13), F9 (10), F13 (7), Fm9 (6)

Row 2: Fm7/11 (3), Bb13 (3), Bb13b9 (3), Eb (3), Eb9 (8), Eb7 (7), Abm6 (6), Eb (5), Ab7 (6), Ab6 (9), Abm6 (6), Abm6 (9)

Row 3: Eb6/9 (5), Eb9 (8), F9 (4), F13 (7), Fm7 (3), Fm7 (6), Bb13 (3), Bb7b9 (3), Eb (3), Fm7 (3), Eb7 (4), Eb6 (4)

continued



Key of E<sup>b</sup> (continued)

(Cm<sup>9</sup>)

8 E<sup>b</sup>9 8 E<sup>b</sup>13sus 8 E<sup>b</sup>13 8 E<sup>b</sup>9 7 D9 6 D<sup>b</sup>13 5 C9 5 C13 6 D<sup>b</sup>13 3 D<sup>b</sup>9 2 C13 5 C9

8 F9 1 F7/6 4 Cm7 8 Cm9 7 F9 6 F7 6 Fm7 4 C<sup>b</sup>13 4 Fm7/11 3 B<sup>b</sup>13<sup>b</sup>9 } 3 A<sup>b</sup>7 4 A<sup>b</sup>9

4 A<sup>b</sup>m7 3 A<sup>b</sup>m6/9 3 E<sup>b</sup>/9 1 E<sup>b</sup>6/9 2 G<sup>b</sup>7/6 1 F13 2 G<sup>b</sup>m7 1 C<sup>b</sup>13 1 Fm7 3 Fm7 4 Fm7/11 + B<sup>b</sup>13 3

6 B<sup>b</sup>13<sup>b</sup>9 12 B<sup>b</sup>13<sup>b</sup>9 10 E<sup>b</sup>6 8 E<sup>b</sup>6 10 E<sup>b</sup>7 7 E<sup>b</sup>7 9 A<sup>b</sup>m6 6 A<sup>b</sup>m6 8 E<sup>b</sup>/9

1 or F9 5

either

X