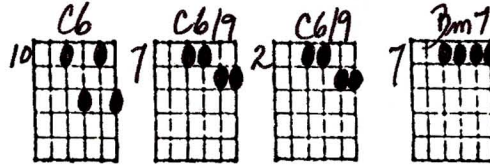


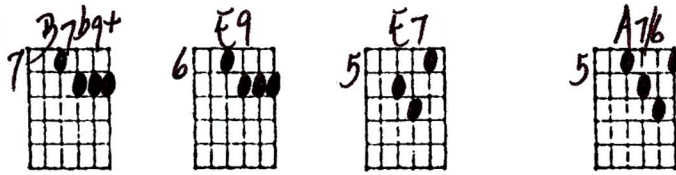
ALL OF ME

COMPING ON THE HIGH STRINGS

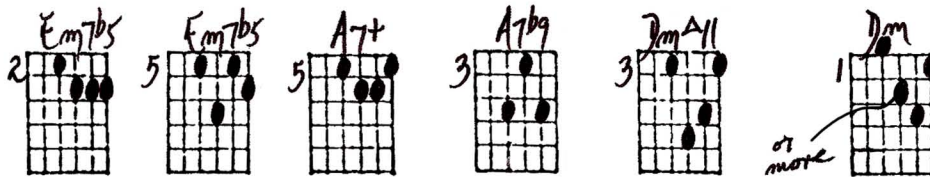


Basic changes: CΔ7 E7

Musical notation for the first system of "All of me". The guitar part features a 4/4 time signature and a high-string comping pattern. The bass part shows the melody with lyrics: "All of me, why not take all of me?".



Musical notation for the second system of "All of me". The guitar part features a 4/4 time signature and a high-string comping pattern. The bass part shows the melody with lyrics: "Can't you see".



bass and drum fill

Musical notation for the third system of "All of me". The guitar part features a 4/4 time signature and a high-string comping pattern. The bass part shows the melody with lyrics: "I'm no good with out you.". A "bass and drum fill" is indicated at the end of the system.

All of Me -- Ted Greene, Comping on the high strings, 1984-10-07 (p.2)

Handwritten guitar chord diagrams for measures 9-11:

- Measure 9: $3 \text{ } \overset{\text{Bm7b5}}{\text{Bm7b5}}$
- Measure 10: $6 \text{ } \overset{\text{Bm7b5}}{\text{Bm7b5}}$, $5 \text{ } \overset{\text{E7+}}{\text{E7+}}$, $3 \text{ } \overset{\text{E(7)b5}}{\text{E(7)b5}}$ (or 2)
- Measure 11: $5 \text{ } \overset{\text{AmA9}}{\text{AmA9}}$ (or F#), $3 \text{ } \overset{\text{AmA11*}}{\text{AmA11*}}$

Standard notation for measures 9-11:

Measure 9: E7

Measure 11: Am

Lyrics: Take my lips, I want to lose them,

Handwritten guitar chord diagrams for measures 12-14:

- Measure 12: $5 \text{ } \overset{\text{Am}}{\text{Am}}$, $5 \text{ } \overset{\text{AmA7}}{\text{AmA7}}$, $5 \text{ } \overset{\text{Am9}}{\text{Am9}}$
- Measure 13: $5 \text{ } \overset{\text{Eb9}}{\text{Eb9}}$, $4 \text{ } \overset{\text{D9}}{\text{D9}}$
- Measure 14: $3 \text{ } \overset{\text{D7}}{\text{D7}}$

Standard notation for measures 12-14:

Measure 12: D7

Lyrics: take my arms, I'll never

Handwritten guitar chord diagrams for measures 15-17:

- Measure 15: $3 \text{ } \overset{\text{(Dom7)}}{\text{G11}}$
- Measure 16: $1 \text{ } \overset{\text{Ab9}}{\text{Ab9}}$ (Sub 9th Eb9)
- Measure 17: $1 \text{ } \overset{\text{G11}}{\text{G11}}$, $1 \text{ } \overset{\text{G7b9}}{\text{G7b9}}$

Standard notation for measures 15-17:

Measure 15: Dm7

Measure 17: G7

Lyrics: use them.

All of Me -- Ted Greene, Comping on the high strings, 1984-10-07 (p.3)

Handwritten guitar chord diagrams for measures 17-22: C19, G9+, C19, C69, Bm7/11, B13#9.

17 CΔ7 E7

Your good - bye. left me with eyes that cry.

Handwritten guitar chord diagrams for measures 20-26: Bm7+, E7, A7b6, F(m)7/b9, A7, A7b6, Bbm9, Eb9.

20 A7

How can I, go on dear with -

Handwritten guitar chord diagrams for measures 23-25: Dm6/9, A7b9, Dm6.

23 Dm

out you?

All of Me -- Ted Greene, Comping on the high strings, 1984-10-07 (p.4)

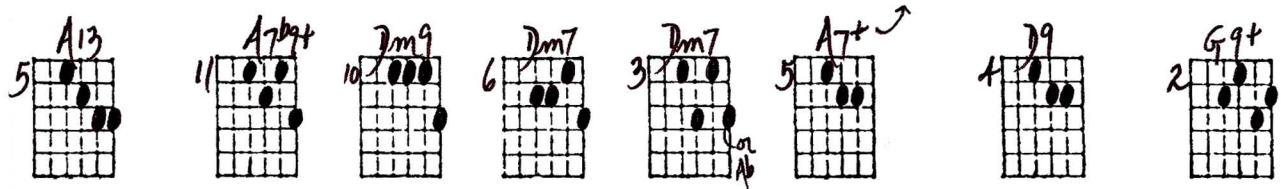


25

F6 Fm6 CΔ7 Em7

You took the part that once was my

Or see below [next page] for optional.



28

A9 Dm7 G7 G7

heart, so why not take all of



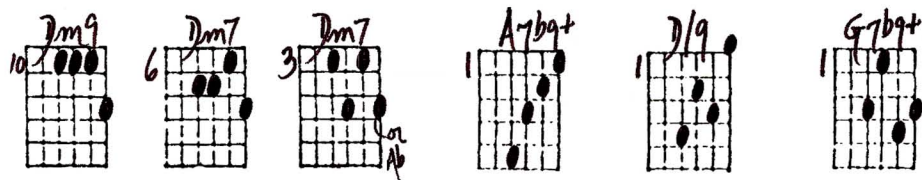
31

C6 Eb0 Dm7 G7

me? _____

All of Me -- Ted Greene, Comping on the high strings, 1984-10-07 (p.5)

Optional for measures 29-30



Musical notation for measures 29-30. The top staff is in treble clef with a key signature of one flat (Bb). The bottom staff is in bass clef with a key signature of one flat (Bb). The lyrics are: why not take all of

Chord labels above the bass staff: **Dm7** (measures 29-30), **G7** (measures 30-31)

COMPING ON THE HIGH STRINGS - ALL OF ME

10-7-97
© Ted Greene

The page contains 10 columns of guitar chord diagrams, each with a fret number and a diagram showing fingerings on the strings. The chords are as follows:

- Column 1: C6/9 (7), Em7b5 (5), Am9 (5), G11 (1), A7b6 (5), F6/9 (7), D9 (4), A7b9+ (1)
- Column 2: C6 (10), A7+ (5), Am11* (3), G7b9 (1), Em7/11b5 (5), Bb13 (6), D9 (2), D/9 (1)
- Column 3: C6/9 (7), A7b9 (3), Am (5), C/9 (1), A7 (6), C/9 (8), C/9 (Em?) (1), G7b9+ (1)
- Column 4: C6/9 (2), Dm7 (7), Dm A11 (3), Am A7 (5), G9+ (3), CA7 (5), A7b9 (2), D7 (4)
- Column 5: Dm7 (7), Dm (1), Am9 (5), Eb9 (5), C/9 (5), A13 (5), D7 (1), G7b6#11 (1)
- Column 6: B7b9+ (7), E9 (6), D9 (4), D9 (4), Dm7/11 (7), Dm9 (3), Dm9 (6), Dm7 (6), Dm7 (3)
- Column 7: E7 (5), Bm7b5 (3), D7 (3), B13#9 (7), A7b9 (2), Dm6 (1), Dm7 (6), Dm7 (3)
- Column 8: A7b6 (5), E7+ (5), G11 (Dm?) (3), Bm7+ (7), Dm6 (1), Dm7 (3), Dm7 (3)
- Column 9: Em7b5 (2), E7b5 (3), Ab9 (1), E7 (5), F7 (10), A7+ (5), A7+ (5)
- Column 10: (Empty), (Empty), (Empty), (Empty), (Empty), (Empty), (Empty), (Empty), (Empty), (Empty)

Annotations and notes:

- "BASS & DRUM FILL" written between columns 4 and 5.
- "or see below for opt." written next to the A7+ chord in column 9.
- "or F#" written next to the Am9 chord in column 2.
- "or" written next to the E7b5 chord in column 9.
- "or see below for opt." written next to the A7+ chord in column 9.