

# Using 4-Note 1st Inversions

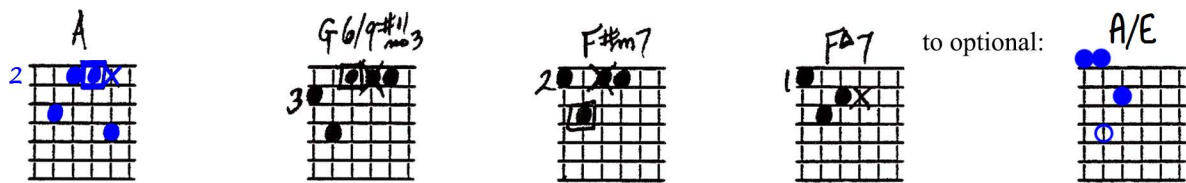


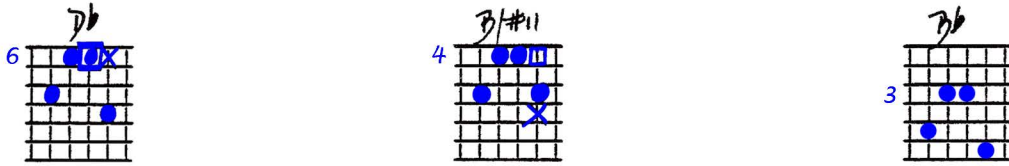
Middle Strings

Playing order: ● × □ △  
○ = opt.

blue = editorial additions


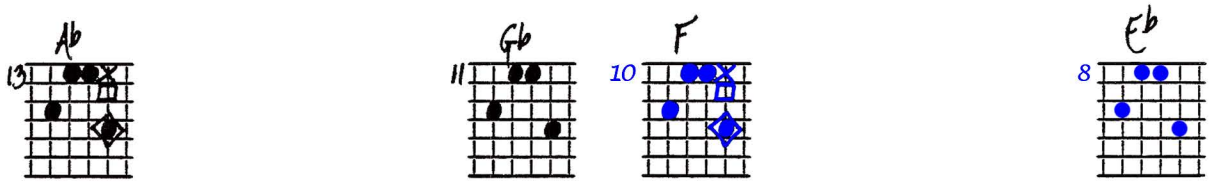
Not too slowly

1)


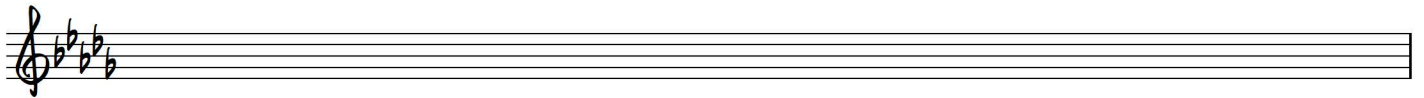



slower.....





You finish this one with something you like, as long as it's musical.



Assignment:

- 1) Study and memorize each example. Also play example #1 one 1/2 step lower.
- 2) One thing about sequences (repetition of an idea at a different pitch level), of which all the above are chiefly composed: they saturate (hopefully in a not unpleasant way) your ear with the color of the idea, giving ear-training a better shot at not being dirty words to you.

PLAYING ORDER: ● X □ ◇  
 ~ = SUSTAIN

USING + NOTE 1ST INNERSTIONS (MIDDLE STRINGS)

© 9-27-85  
 J. Williams

① *not too slowly!*

<i>not too slowly!</i>	Ab	Bbm	Cm	Db	Cm	Bbm	C	Dm
	Em	F	Em	Dm	E	F#m	G#m	A
<i>fill in all the missing notes &amp; fret no.'s</i>	G#m	F#m	E	Bm7	E	E	Bm7	OPEN E

②

	A	G/#11	F	Eb/#11	Db	B/#11	Bb	
			<i>as at left</i>					

③

	A	G/#11	F#	E/#11	Eb	Db/#11	C	Bb/#11
			<i>as at left</i>					

④

	Ab	Gb	F	Eb				
			<i>as at left</i>					

*you can pick this one up something you like as long as it's musical.*

ASSIGNMENT:

- STUDY and MEMORIZE EACH EXAMPLE. ALSO PLAY EX. 1 one 1/2 step lower.
- ONE THING ABOUT SEQUENCES (REPETITION OF AN IDEA AT A DIFFERENT PITCH LEVEL), OF WHICH ALL THE ABOVE ARE CHIEFLY COMPOSED: THEY SATURATE (hopefully in a not unpleasant way) YOUR EAR WITH THE COLOR of the idea, giving ear training a better shot at not being dirty words to you.