

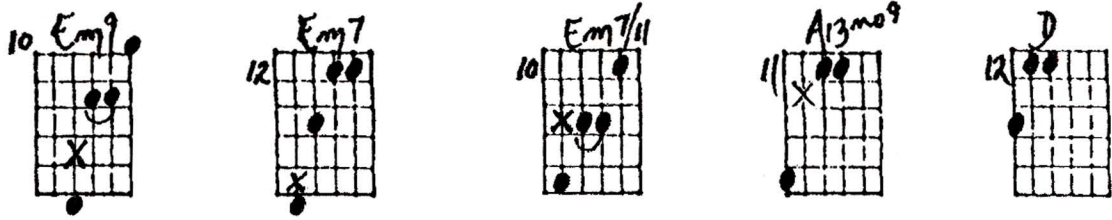
Melodizing (in any voice) ii7-V7-I in Close Harmony

Purposes: 1) music, 2) stretching

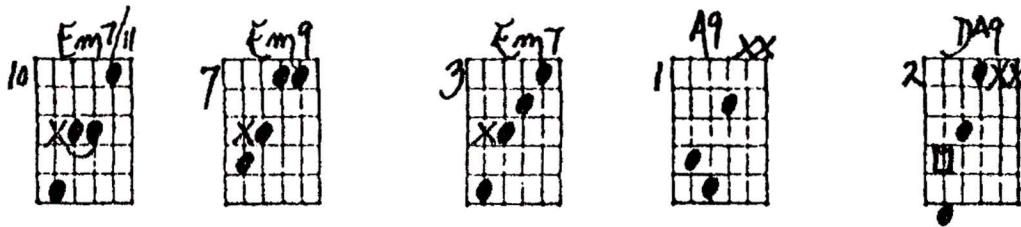
Playing order:
 ● × □ △
 ○ = optional
 ◡ = double-stop

Melodic Approach:

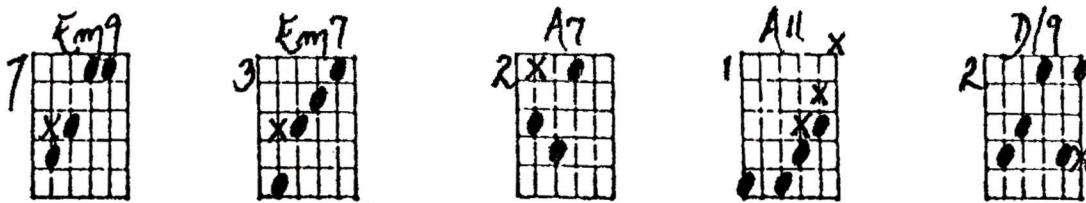
1) Moving Voice in the Bass



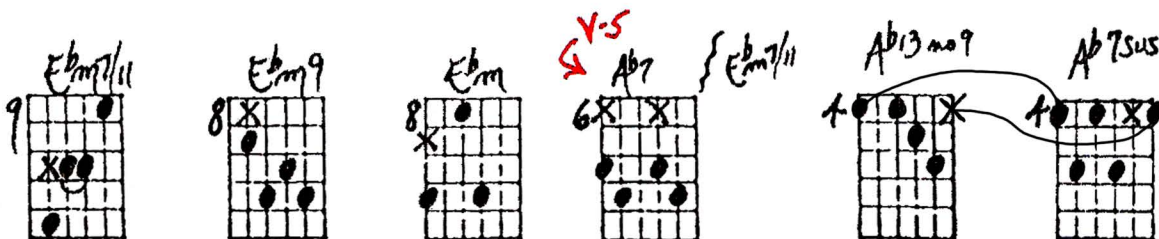
1)



2)

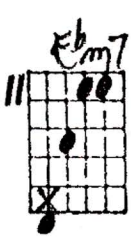
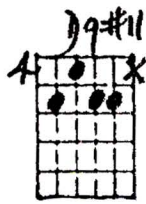


3)



4)







Ab7sus




5)



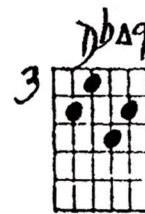
2) Moving Voice in the Soprano




6)

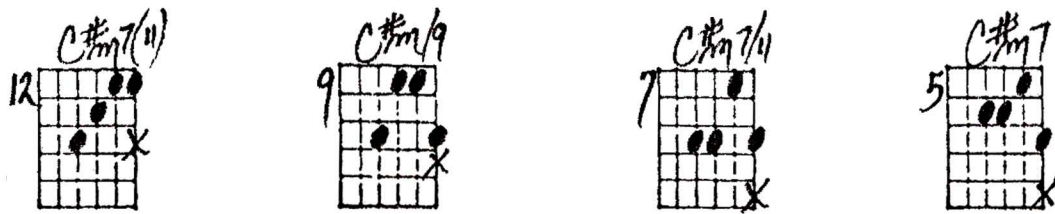


sustain

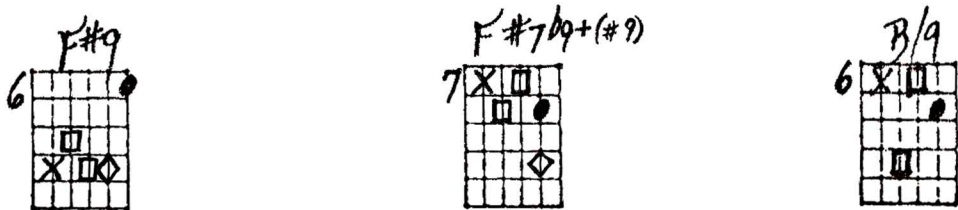
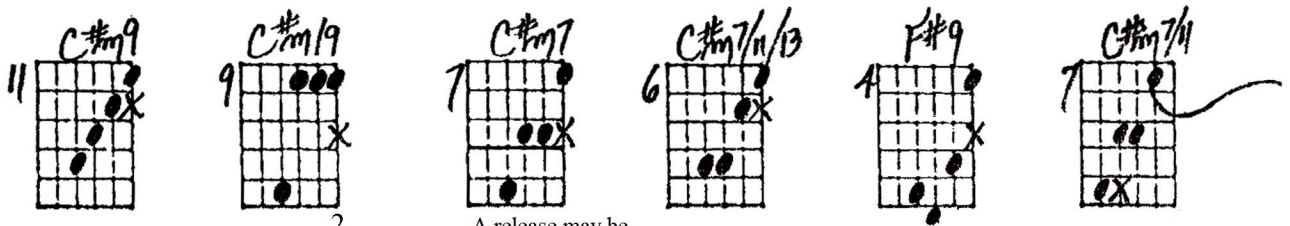




7)



8)

A release may be necessary here

9)

7 **F#6** 7 **F#(7)#9+(b9)** 7 **B/9**

11 **C#m9** 9 **C#m/9** 7 **C#m7** 6 **C#m7/b3** 4 **F#9** 7 **C#m7/b9**

9a)

A release may be necessary here.

7 **F#6** 7 **F#(7)#9+** 7 **B/9**

11 **Cm7/b9** 10 **Cm9** 8 **Cm/9** 6 **Cm7**

10)

5 **Cm7/b9** 8 **F9(b9)** 8 **Cm7** or F 7 **F13no9** 8 **Bb**

optional

MELODIZING ii7 V7 I in CLOSE HARMONY (PURPOSES: ① MUSIC ② STRETCHING)
 (IN ANY VOICE)

6-23-77
 11-10-80
 © Ted Brown

MELODIC APPROACH:

① MOVING VOICE IN THE BASS

∩ = DOUBLE STOP

10 Em9 12 Em7 10 Em7/11 A13no9 D | 10 Em7/11 7 Em9 9 Em7 1 A9 xx 2 D9 |

7 Em9 3 Em7 2 A7 A11 x D/9 Ebm7/11 Ebm9 Ebm V-5 Ab7(Ebm7/11) Ab13 9

10 Ab7sus D9#11 D9 D9 Ebm7 Ebm7/11 Ebm9 Ebm7 Ab7sus D9

② MOVING VOICE IN THE SOPRANO

8 Ebm7(6) 6 Ebm9 4 Ebm7/11 2 Ebm7/11 Ab13 b9 D9A9 Dm7(9) Dm7(6) Dm7/11

13 5 11 5 12 9 7 5 6 7 10 7 5 5

11 C#m9 C#m9 C#m7 C#m7/11/13 F#9 C#m7/11 F#6 F#7(9) F#7(9)+ OR → C#m7/11

7 F#6 F#7(9)+ B/9 11 Cm7/11 Cm9 Cm9 Cm7 Cm7/11/13 F9(13) Cm7

7 F13no Bb