

HOW HIGH THE MOON


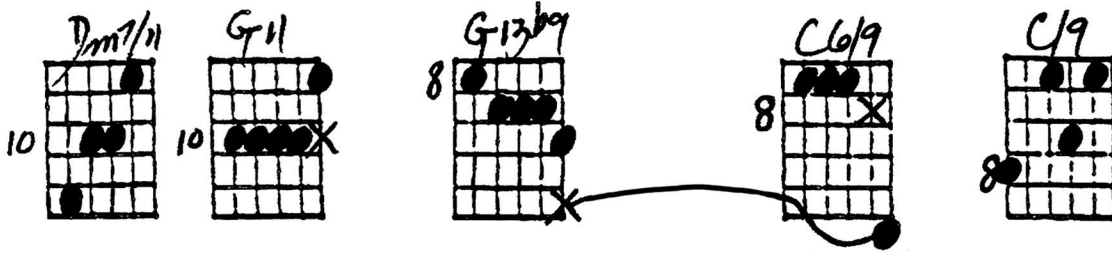
© 7-21-87
Ted Greene

Harmonization of the 1st Phrase (Part 1)

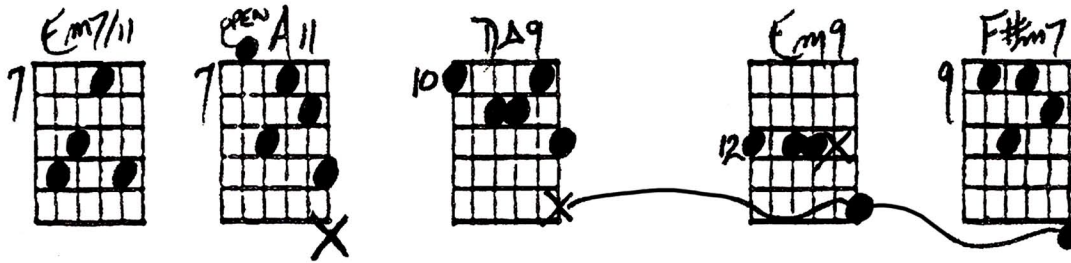
Playing order: ● × □ △
○ = opt.

Play all these phrases fluidly and legato, but also rather quickly (to hear the intended colors at work)....no "tempo" though here.


1) Key of C



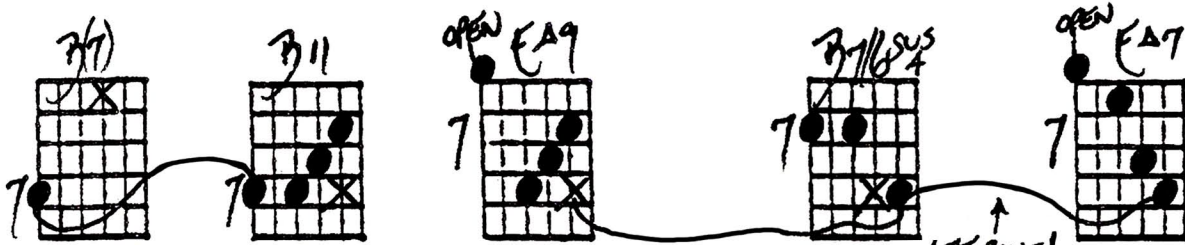
2) Key of D




DO THE BEST YOU CAN HERE



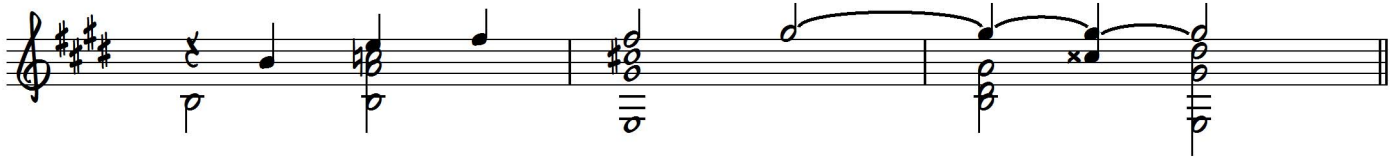
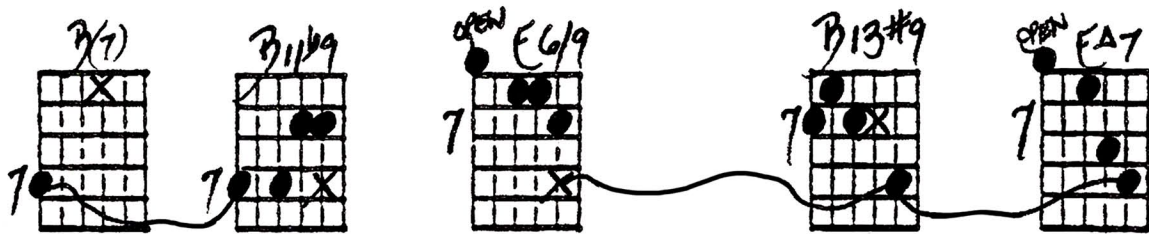
3) Key of E



LET RING!


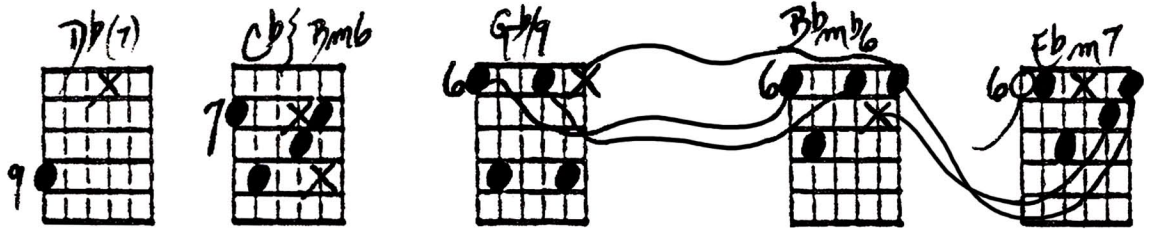


4) Key of E

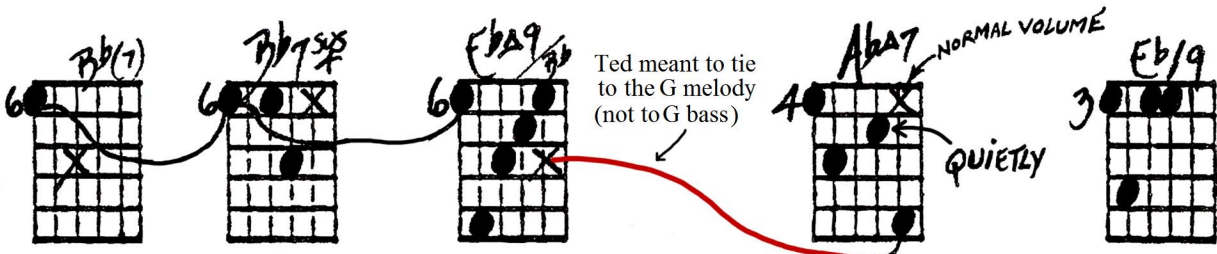


TRY THIS
PRETTY FAST
BUT WITH
STRONG RING
FROM THE NOTES

5) Key of Gb




6) Key of Eb



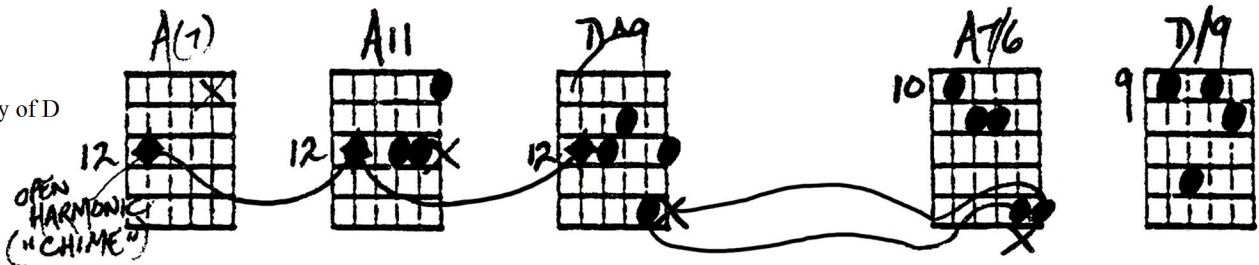
Ted meant to tie
to the G melody
(not to G bass)

NORMAL VOLUME

QUIETLY



7) Key of D



8) Key of Db

Chord diagrams for Key of Db: $A^b(7)$, A^b11 , D^bA9 , G^bA7 , $E^b9\#11$, and p^b6 . The musical notation shows a sequence of chords with a 'RELEASE for X' instruction at the end.

9) Key of A

Chord diagrams for Key of A: $A(7)$ (with 'OPEN CHIME 12 (ALSO TRY E OPEN CHIME)'), $A(7)6/E11$, $AA9$ (with 'RELEASE for X'), $DA9$ (with 'OPEN'), and $A/9$ (with '142 or 131'). The musical notation shows a sequence of chords.

10) Key of F

Chord diagrams for Key of F: $C(7)$ (with 'RELEASE'), $G7/C$, $C11$, $F19$, and $F6/9$. The musical notation shows a sequence of chords.

I tried to stay in the "warm bag" so far (something about the theme...a little poignant or something....). Try to make sense out of the 1) Chord Progressions 2) Counterlines (where you can hear them) 3) Voice-Leading (where it seems to be in force...sometimes I sacrifice this to get a certain vertical result).

Strive for a singing quality, letting notes shimmer together....it's such an appealing sound even to the non-trained ear. And it's nice to connect with more people rather than fewer....a little bonus for trying to get a beautiful sound when you play "out of time" or without a groove which normally is the magnet if present. But the above are for ballad renderings with no 'time' necessary. To put it another way: if there's no groove happening there better be beauty (not just 'busyness') or a lot of listeners will tune out. It's just a fact of life. Unless you're at a Van Halen concert, in which case this page might make a nice paper airplane to fly around the room.

HARMONIZATION of the 1ST PHRASE of 'HOW HIGH THE MOON'

© 1971-77
J. Williams

PLAY ALL THESE PHRASES FLUIDLY + LEGATO BUT ALSO RATHER QUICKLY (TO HEAR THE INTENDED COLORS AT WORK)..... no "tempo" though here.

① Key of C

Key of E

Key of G

Key of D

Key of A

Try to stay in the warm bag, so far something about the theme... a little poignant or something.

Try to make sense of the ① CHORD PROGRESSIONS ② COUNTERLINES (WHERE YOU CAN HEAR THEM) ③ VOICE LEADING (WHERE IT SEEMS TO BE IN FORCE... sometimes sacrifice this to get a certain vertical point).

Strive for a singing quality, letting notes shimmer together.... it's such an appealing sound even to the non-trained ear. And it's nice to connect with more people rather than fewer... a little bonus for trying to get a beautiful sound when you play "out of time" or without a groove which normally is the magnet if present. But the above are for Ballad readings with no time necessary. To put it another way: if there's no groove happening, there better be beauty (not just "business") or about as fast as you will tune out. It's just a fact of life. Unless you're at a Van Halen concert, in which case this page might make a nice paper airplane to fly around the room.