

# Harmonization

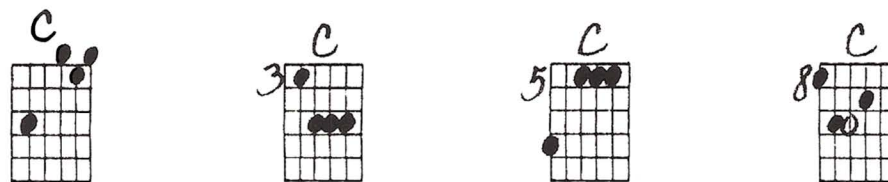
Ted Greene  
1982-11-30

Studies in the 4 Main Ingredients:

1) Color, 2) Texture, 3) Harmonic Rhythm, 4) Register

One chord, one form

add melody



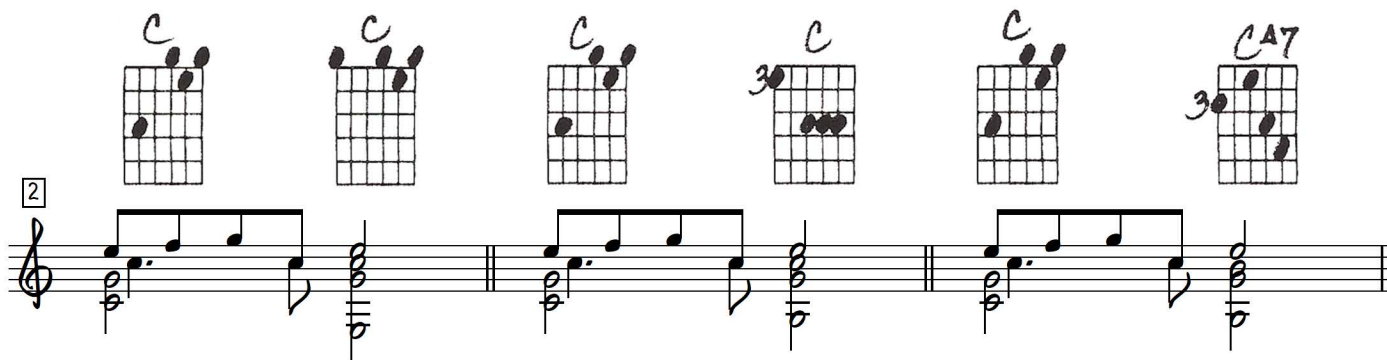
Four guitar chord diagrams for C major in different registers: standard, 3rd fret, 5th fret, and 8th fret.

[Given:]



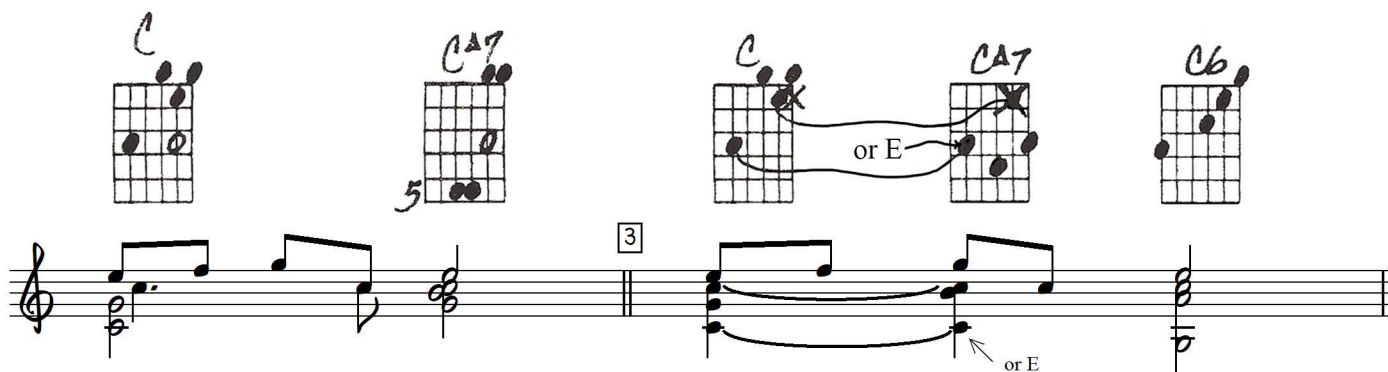
Musical notation for exercise 1, showing a melody line and a bass line with a C major chord.

One chord, 2 forms (1 chord per every 2 beats)



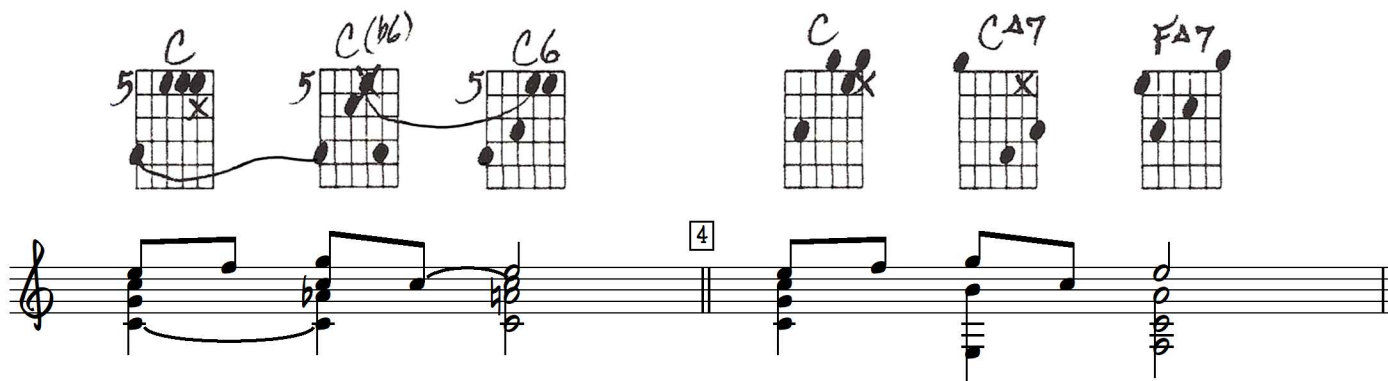
Six guitar chord diagrams for C major and C7, and musical notation for exercise 2.

One chord, slow moving inner voice, various number of forms



Four guitar chord diagrams for C, C7, and C6, and musical notation for exercise 3.

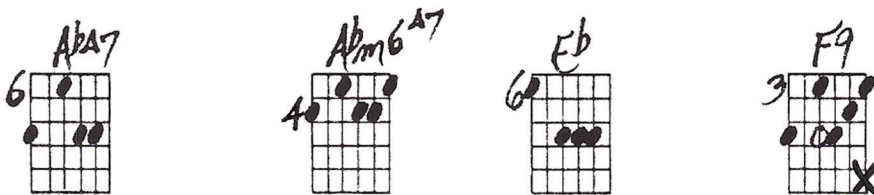



Two chords, two forms on 1st



Six guitar chord diagrams for C, C(b9), C6, C, C7, and F#7, and musical notation for exercise 4.




Two chords, a form on each

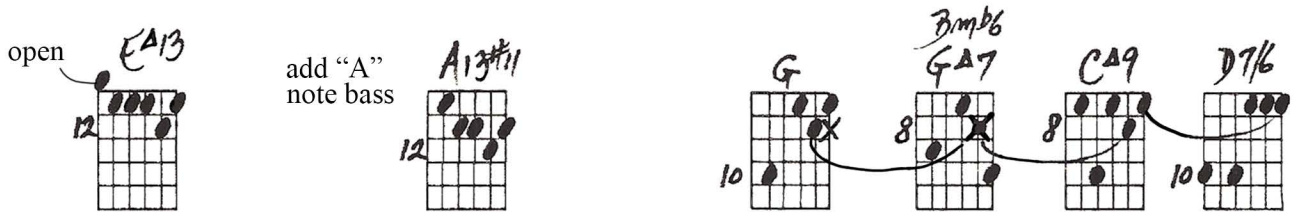


to Bb







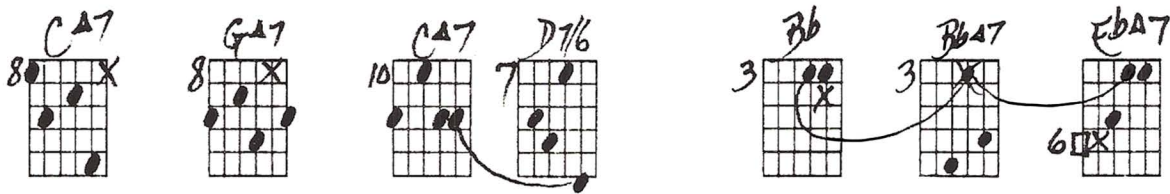
Four chords, one on each beat




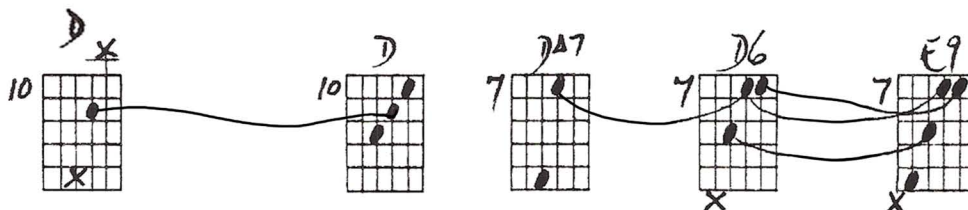
add "A" note bass


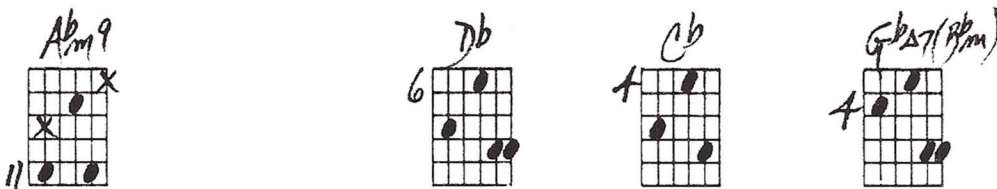
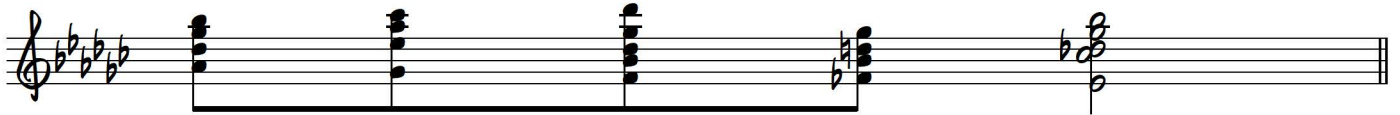
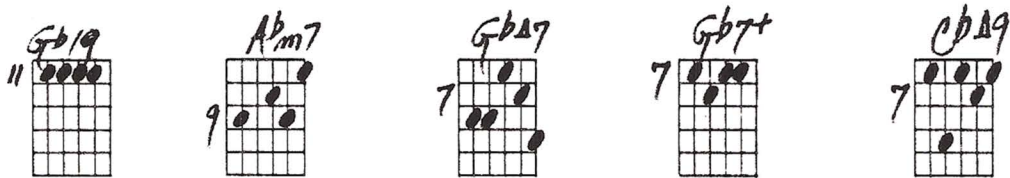

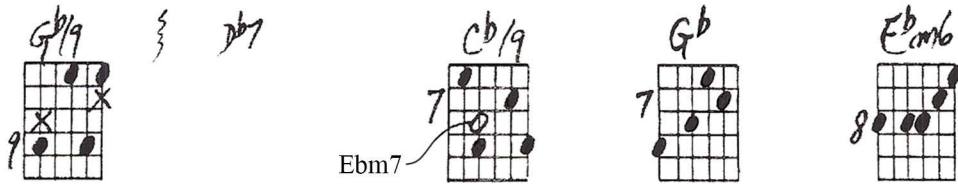



Holding last chord



Chord on every melody note





open E13#11 Bm6 Bmb/9#7 Bmb6 Bm#7 Ebm6

Bb Eb Bb#9 Ebm7 Dm7

Lines: Gm7 Eb (Gm+) Gm7 Gm7 C13

Dm7 Dm9 Cm7/11 Cb#13 Bb#9



Handwritten guitar chord diagrams and musical notation for the first system:

- Chord 1:  $D\Delta 7$  (12)
- Chord 2:  $C\sharp m b 9$  (11)
- Chord 3:  $B m / 11$  (9)
- Chord 4:  $B b \Delta 7$  (8)
- Chord 5:  $A \Delta 7$  (7)

Handwritten guitar chord diagrams and musical notation for the second system:

- Chord 1:  $A 7 b 6$  (12)
- Chord 2:  $D 13$  (10)
- Chord 3:  $C\sharp m \sharp 9 \sharp$  (9)
- Chord 4:  $F\sharp \sharp 9$  (9)
- Chord 5:  $B 13$  (7)

Orchestration

Handwritten guitar chord diagrams and musical notation for the Orchestration section:

- Chord 1:  $E b$  (6)
- Chord 2:  $E b \Delta 7$  (6)
- Chord 3:  $A b \Delta 9$  (4)

# HARMONIZATION - STUDIES IN THE 4 MAIN INGREDIENTS:

11-30-82  
J. F. Malone



**① ADD MELODY**  
ONE CHORD - ONE FORM

**②** ONE CHORD - 2 FORMS (1 CHORD PER EVERY 2 BEATS)

**③** ONE CHORD - SLOW MOVING INNER VOICE - VARIOUS NO. OF FORMS

**④** TWO CHORDS - TWO FORMS ON 1st

**⑤** TWO CHORDS - 1 FORM ON EACH

**⑥** FOUR CHORDS - ONE ON EACH BEAT

**⑦** X CHORD ON EVERY MELODY NOTE

**⑧** HOLDING LAST CHORD

**⑨** ADD A NOTE

**⑩** LINES: E<sub>4</sub>(G<sub>4</sub>+) G<sub>4</sub>m7 G<sub>4</sub>m7 C13 D<sub>4</sub>m7 D<sub>4</sub>m9 C<sub>4</sub>m7/11 C<sub>4</sub>Δ13 B<sub>4</sub>Δ9 D<sub>4</sub>Δ7 C<sub>4</sub>#m9

**⑪** OPEN E13#11 B<sub>7</sub>m6 B<sub>7</sub>m6/Δ7 B<sub>7</sub>m6 B<sub>7</sub>mΔ7 E<sub>7</sub>mb6 B<sub>7</sub> Eb B<sub>7</sub>Δ9 E<sub>7</sub>m7 D<sub>7</sub>m7

**⑫** B<sub>7</sub>m/11 B<sub>7</sub>Δ7 A<sub>7</sub>Δ7 A<sub>7</sub>Δ6 D<sub>7</sub>Δ3 C<sub>7</sub>#m9 F<sub>7</sub>#m9 B<sub>7</sub>Δ3

**⑬** ... #11 Δ 7 sus ... OR ONE ...